

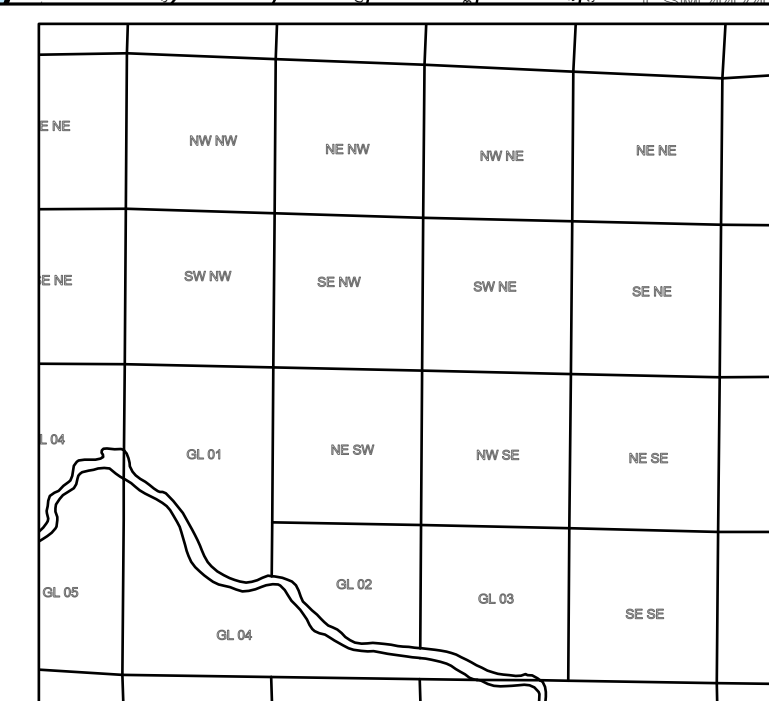



## SECTION 17, T37N-R06E

*Oneida County Land Information Office*  
*"Where Nature Lingered Longer"*

*PO Box 400  
Rhineland, Wisconsin 54501  
Phone: (715) 369-6179  
www.co.oneida.wi.us*

<https://gis.co.oneida.wi.us/gismapping/>



### LEGEND




**BOUNDARY LINES**

- TaxParcel
- Right-of-Way
- Description Line
- Water

**PLSS LINES**

- Aliquot
- Quarter
- Section

**OTHER FEATURES**

-  OwnershipHook
-  LeaderLine
-  Boat Launch

