

ESTIMATE OF QUANTITIES

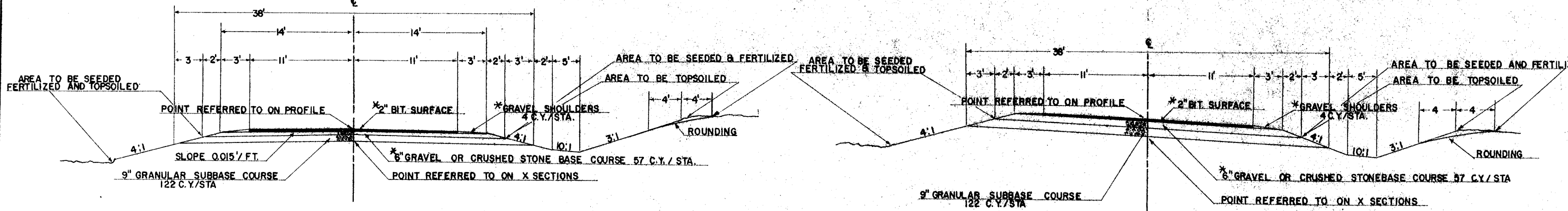
CONTRACT NO. 1

PROJECT	SHEET NUMBER	TOTAL SHEETS
S0706(3)	2	75

THIS PROJECT IS TO BE EXECUTED UNDER THE STANDARD SPECIFICATIONS FOR ROAD AND BRIDGE CONSTRUCTION OF THE STATE HIGHWAY COMMISSION OF WISCONSIN -- EDITION OF 1957
APPROVED AUGUST 9, 1957 AND SPECIAL PROVISIONS AS ATTACHED TO PROPOSALS

STATION TO STATION	NET LENGTH OF CENTER LINE	CLEARING	GRUBBING	EXCAVATION			GRANULAR SUB-BASE COURSE	FINISHING ROADWAY	OBLITERATING OLD ROAD	C.M. CULVERT PIPE				HEAVY RIP-RAP	STEEL PLATE BEAM GUARD	MARKER POSTS FOR R/W	MARKER POSTS FOR R/W	CLEARING	GRUBBING	MORTAR RUBBLE MASONRY	TOPSOIL	FERTILIZER	SEEDING	SODDING	
				MARSH	UNCL.	BORROW				18"	24"	30"	2529-1												2529-2
ITEM NO.	UNIT	2101-1	2101-4	2106-4	2106-5	2109-1	2201-1	2114-1	2116-1	23	2411-1	2411-2	2411-3	2512-2	2523-3	2523-5	2523-6	2101-3	2101-6	2409-2	2529-1	2529-2	2531-1	2532-1	2533
STA.	LN. FT.	STA.	STA.	C.Y.	C.Y.	C.Y.	C.Y.	L.S.	STA.	C.Y.	LN. FT.	LN. FT.	LN. FT.	LN. FT.	LN. FT.	LN. FT.	LN. FT.	ACRE	ACRE	C.Y.	SQ. YD.	SQ. YD.	CWT.	SQ. YD.	SQ. YD.
STA. 160+00—STA. 362+00	20,155	13	13	13,100	70,500	28,900	7900	1	8.5		440	580	56	610	566	27	69	18	14	27					

*SURFACING, SHOULDERS AND GRAVEL OR CRUSHED STONE BASE COURSE NOT A PART OF THIS CONTRACT.

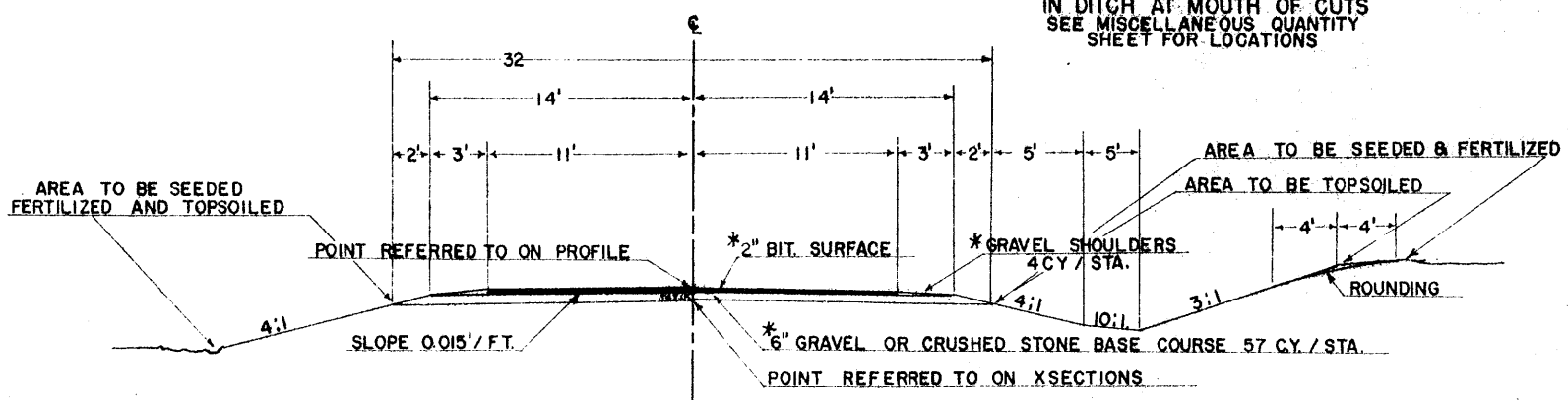


ULTIMATE FINISHED SECTION
STA. 169+00 TO STA. 181+00
STA. 239+00 TO STA. 290+00

ULTIMATE SECTION ON CURVE

NOTE: STRAIGHT LINE SLOPES ON ALL CURVES AND ALL PAVEMENT CROWN REMOVED
SUPERELEVATION TRANSITION OR RUN OFF SHALL BE COMPUTED WITH
TWO-THIRDS OF THAT TRANSITION ON THE TANGENT AND
ONE-THIRD WITHIN THE CURVE
SEE PLAN SHEETS FOR CURVE DATA

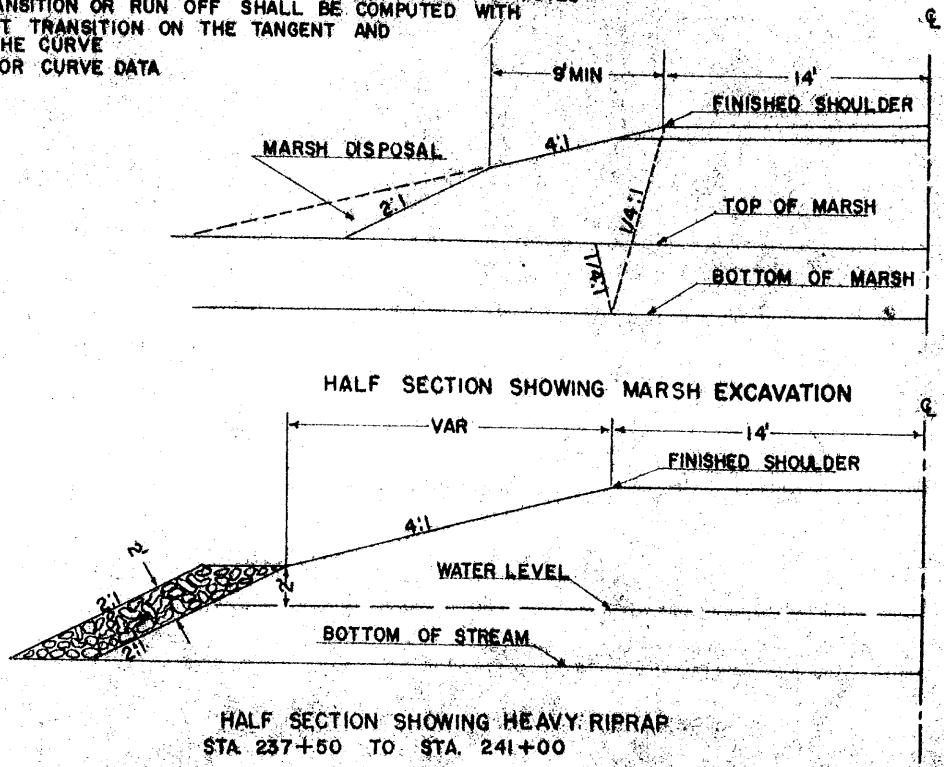
SODDING SECTION
IN DITCH AT MOUTH OF CUTS
SEE MISCELLANEOUS QUANTITY
SHEET FOR LOCATIONS



ULTIMATE FINISHED SECTION
STA. 160+00 TO STA. 169+00
STA. 181+00 TO STA. 239+00
STA. 290+00 TO STA. 362+00

APPLICABLE STANDARD DETAIL DRAWINGS

- PRIVATE ENTRANCE AND SIDE ROAD APPR. 1-3.11
- OBLITERATING OLD ROAD 1-4.11
- MORTAR RUBBLE MASONRY OR RIPRAP FOR CUL. & CATTLE PASS END WALLS 6-2.42
- RIPRAP AT S.R. CUL. & RIPRAP OR SOD 6-2.51
- AT PRIVATE ENTRANCE CULVERTS
- MARKER POSTS & MARKER POSTS FOR R/W 7-13.3
- STEEL PLATE BEAM GUARD & STEEL BEAM MEDIUM GUARD 7-2.47
- CONSTRUCTION BARRICADE 7-4.12



HALF SECTION SHOWING HEAVY RIPRAP
STA. 237+50 TO STA. 241+00