

B2480
RECEIVED & FILED #
Oneida County Surveyor's Office
JUL 17 1992
Date
By
OCS Area #

Squaw

Lake

Steel fence post found
16" R Pine, S82°E, 8.7'

N89°30'49"W

(N88°00'W, 1278)

1284.47'

1 1/2" iron pipe and
steel fence post found

N49°43'27"E 229.59'
(225')

2" iron pipe found

N88°00'00"W

1365.01'

(N88°00'W, 1434.67')

1435.01'

1-1/4" iron pipe and
wood post found

189.32'
N7°43'33"E
(N9°41'E, 200')

(70')
70.00'

Road

Lake

Squaw


(N8°41'E 1120')

Bearings Assumed

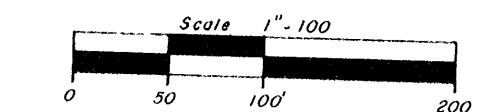
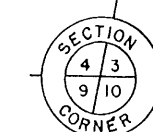
Part of
GOV'T. LOTS 1 & 2
SECTION 4, T39N, R4E
Town of Minocqua
Oneida County, Wisconsin

This survey was made for Virden H. Morrison, hereafter referred to as Client. A written agreement has been made between Inman Foltz and Associates, Inc. and Client to exclude this survey from the requirements of Wisconsin Administrative Code Chapter A-E 7. The requirements not being complied with are: 1) A field survey traversing and connecting monuments necessary for location of the parcel(s) owned by Client has not been made; 2) Monuments were not set to mark the corners of the parcel(s); 3) No legal description of the parcel(s) has been provided or shown on this map; 4) The exact lengths and bearings of the boundaries of the parcel(s) owned by Client have not been shown on this map; 5) The relationship to the surveyed parcel(s) of the monuments used for determining the location of the parcel(s) owned by Client have not been shown by bearing and distance on this map; and 6) The measurements made in performing this survey work do not conform to the minimum accuracy requirements of 1 part in 3000 for linear measurements, or 30 seconds per angle but not more 120 seconds total angular closure for closed traverses.

This survey is correct to the best of my knowledge and belief



This survey was performed to recover the corners and mark the lines of a previous survey by Gerald B. Inman dated 9/23/87



() = Bearings and/or distances as previously recorded on EXHIBIT ONE of that Boundary Agreement recorded in Vol. 275.0, p. 406

Inman • Foltz and Associates, Inc.
architects engineers surveyors
8812 Highway 51 North
Minocqua, Wisconsin 54548
p.o. box 4
715/350-9485

C. Winkler
9416-4-394