


Part of
GOV'T. LOT 5
SECTION 9, T38N, R6E

Town of Hazelhurst
Oneida County, Wisconsin



AFFIDAVIT

Effie A. Kruse f/k/a Effie A. Litke, being first duly sworn on oath, states as follows:

1 That your affiant purchased the parcel designated as "Hemlock" in 1966

2 That the road known as "Maple Lane" as shown on the map was constructed in 1966.

3 That your affiant has personal knowledge as the owner of the "Hemlock" parcel since 1966 that Maple Lane has provided the access to the properties known as "Oak," "Pine," "Birch," "Spruce," "Cedar Chest," and "Hemlock"

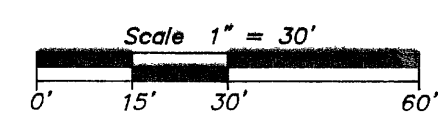

4 That since 1966, all of the owners of the properties known as "Oak," "Pine," "Birch," "Spruce," "Cedar Chest" and "Hemlock" have made continuous adverse use of the road known as Maple Lane as their access to the town road.

Dated this 8th day of August, 1997

Effie A. Kruse
Effie A. Kruse a/k/a Effie A. Litke

STATE OF WISCONSIN) ss
ONEIDA COUNTY)

Personally came before me this 8th day of August, 1997, the above named Effie A. Kruse a/k/a Effie A. Litke, to me known to be the person who executed the foregoing instrument and acknowledge the same



- = 2-1/2" Iron pipe found
- = 2" Iron pipe found
- = 1-3/4" Iron pipe found
- = 1-1/4" Iron pipe found
- = 1" Iron pipe found
- () = previously recorded

I hereby certify to the present owner(s) and/or purchaser(s) of the property included in this survey, and to those who mortgage or guarantee title for the present owner(s) or purchaser(s) within one year from the date hereof, that this survey was performed in accordance with acceptable professional standards, that the survey data shown hereon is, to the best of my knowledge, information and belief, a true and accurate representation thereof, that any legal descriptions conforming to this survey have been provided on separate sheets, and that this survey was performed by order of Dave Berry

MAP # **B3747**
DATE FILED **NOV 03 1997**
BY *JB*
DECC. PALON FIELD
ONEIDA CO SURVEYOR'S OFFICE

Foltz and Associates, Inc.

Surveyors	Architects	Engineers
8812 Highway 51 North, Minocqua, Wisconsin 54548		
(715) 356-9485		fax (715) 356-1841