


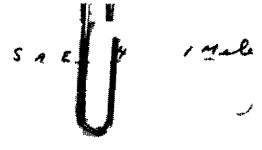
L1302

L1302

Scale 1 inch  
Commercially Holly County  
To be owned and controlled



SE SE Sec 1 Cont of Town Road  
SW SW Sec 6 on North Lake



BRADMAN LUMBER Co. 3151

CAUSE HANNU LAND

Hemlock	8 400
Buck	3 000
Maple	8 500
Oak	12 500
Pine	2 000
	<u>46 500</u>

Pulpwood

Aspen	30 cords
Buck	00
Hemlock	50
	<u>180 cords</u>

CR

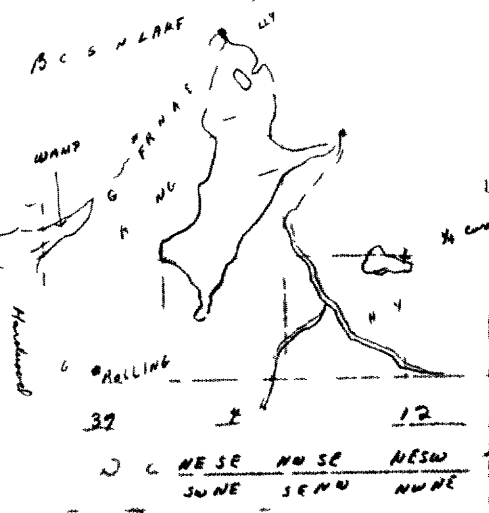
CAUSE HANNU LAND 2251

Pulp	HS & other	Volume	Tot
Aspen	70 cu	25 - 275	
Buck	20	40 - 60	
Hemlock	35	5 - 40	
			<u>375</u>

Commercial

Hemlock	36M	1M	37M
Buck	7M	0	7M
Maple	500	-	5M
Oak	500	-	5M
Pine	1	-	1M
			<u>46M</u>

Bk #7 Pg 117



MAP # L1302  
DATE FILED DEC 10 1993  
DESCRIPTION FILED  
ONEIDA CO SURVEYOR S OFFICE

L1302